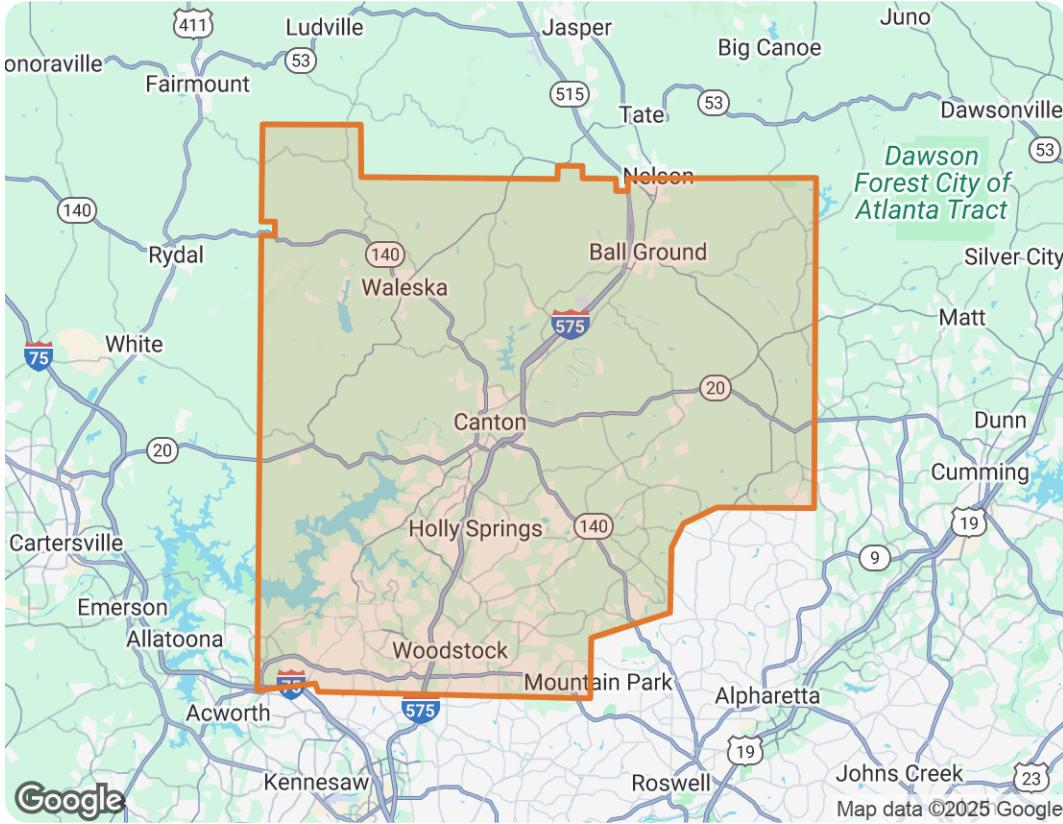


Cherokee County, Georgia



Cindy Kelly

Broker | Realtor | Consultant

Florida Real Estate License #SL707725

Georgia Real Estate License #304132

📞 Work (770) 704-6701 | 📞 Office (770)704-6701

✉️ cindy@kelly-consult.com

🌐 <https://www.kelly-consult.com>



Kelly Consultants LLC

Mountain Trace

Canton, GA 30114

Cherokee County, Georgia

Market Trends

Market Trends for Cherokee County, Georgia

Single Family + Condo/Townhouse/Apt.

November 2025

Market Type

Seller's Market

Balanced Market

Buyer's Market

Key Details

Months of Inventory

3.7

↓ 3.39% MoM

Sold to List Price %

98.4%

↑ 0.06% MoM

Median Days in RPR

31

↑ 6.9% MoM

Median Sold Price

\$461,453

↓ 7.62% MoM

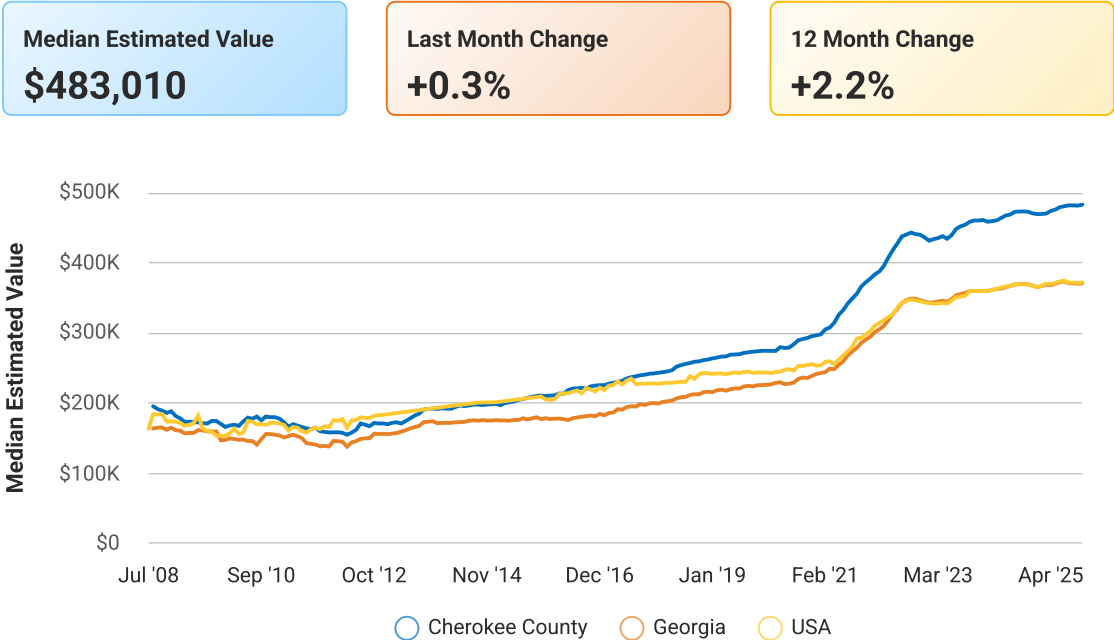
November 2025 Median Estimated Property Value

Single Family + Condo/Townhouse/Apt.

This graphic displays property estimates for a market area and a subject property, where one has been selected. Estimated property values are generated by a valuation model and are not formal appraisals.

Source: Public records, and MLS sources where licensed

Update Frequency: Monthly



Cherokee County, Georgia

November 2025 Active Listings

Cherokee County, Georgia

Single Family + Condo/Townhouse/Apt.

This graphic summarizes key statistics for properties that were in an active status on the last day of each month. RPR uses list date and a derived pending date to determine if the listing was active on the last day of the month. An end-of-month snapshot of active listings helps to understand inventory levels, price points and duration on the market.

Source: Listing sources
Update Frequency: Monthly

Median List Price - \$579,949

↑ 0.9% Month over Month



Cherokee County, Georgia

November 2025 Sold Listings

Cherokee County, Georgia

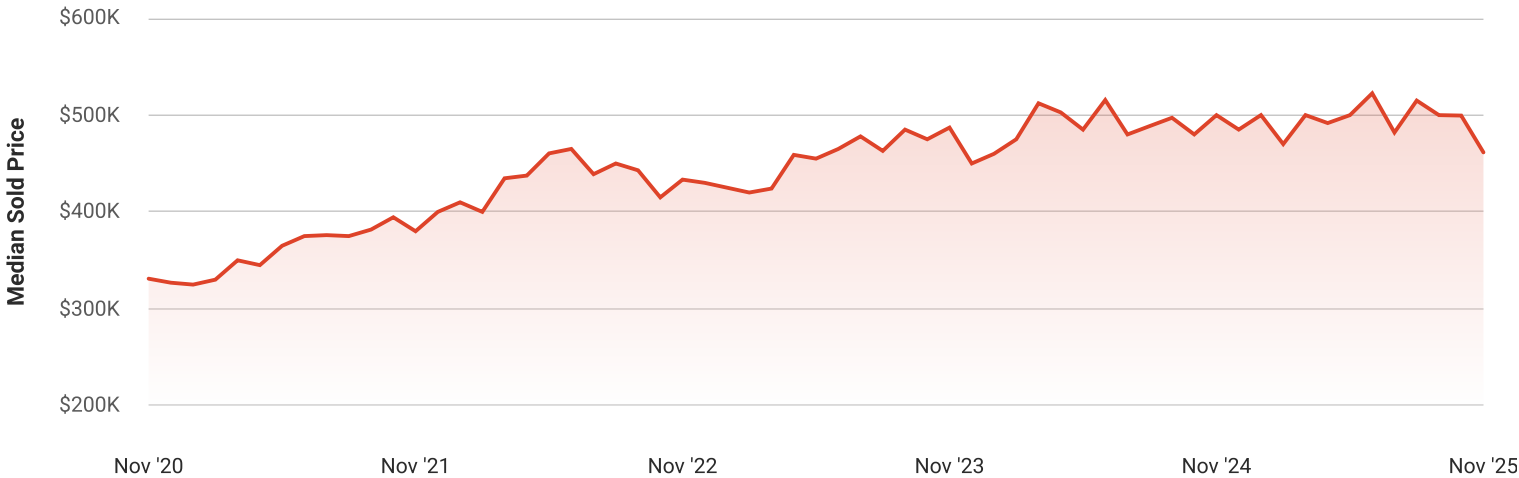
Single Family + Condo/Townhouse/Apt.

This graphic summarizes key statistics for properties that sold each month. RPR uses a derived sold date to determine when a property moved into a sold status within the given month. These statistics are important for understanding the price points on sold properties as well as the difference between the list price and sold price, which reveals whether buyers are paying over or under the asking price.

Source: Listing sources
Update Frequency: Monthly

Median Sold Price - \$461,453

↓ 7.6% Month over Month

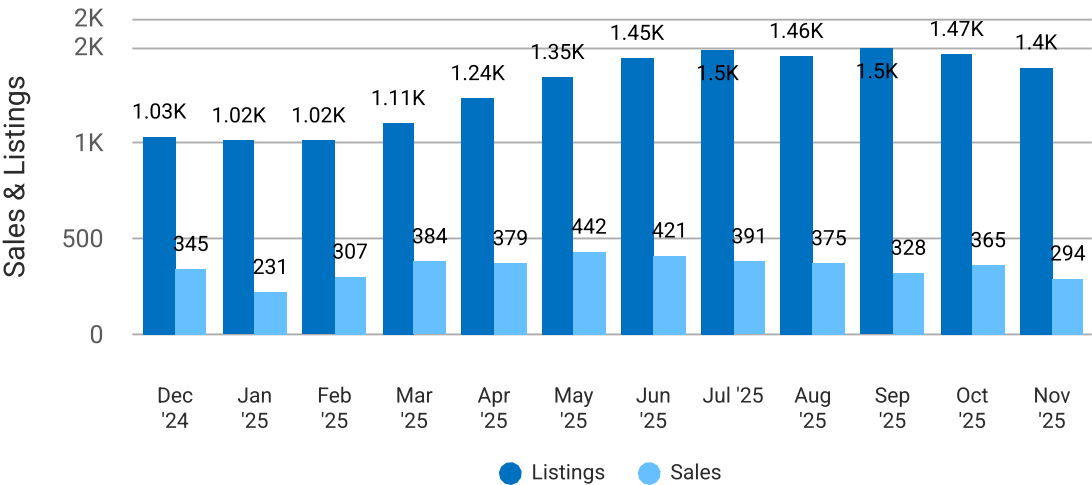


Total Sales and Active Listings

Single Family + Condo/Townhouse/Apt.

This graph compares the number of sales with the number of active listings in the local market.

Source: MLS data where licensed
Update Frequency: Monthly



Cherokee County, Georgia

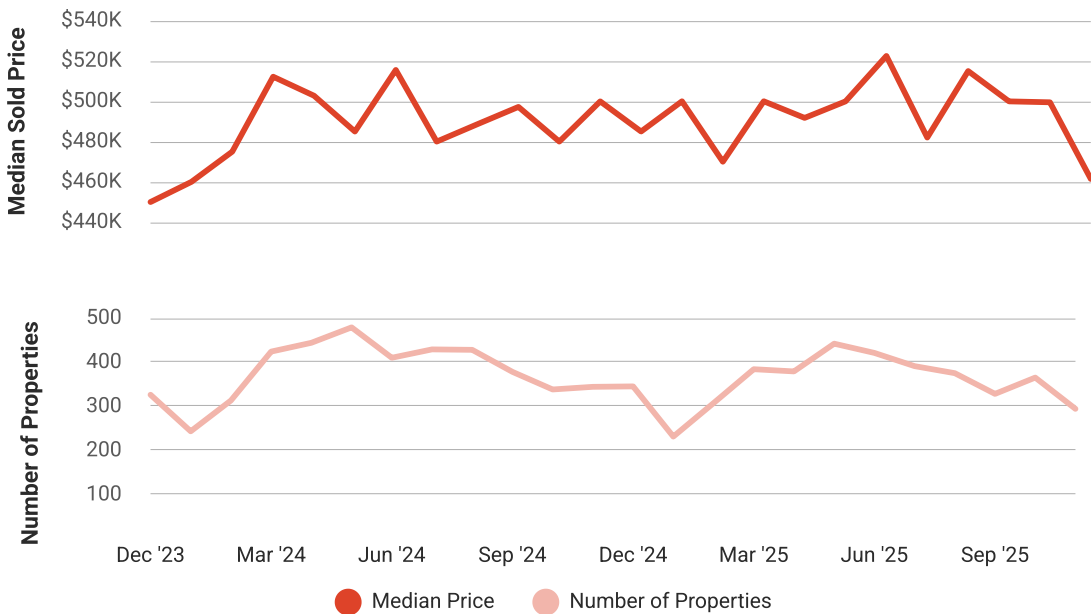
Median Sold Price vs Sold Listings

Single Family + Condo/Townhouse/Apt.

This chart compares the trend of median sold price and number of sold listings for the given location.

Source: Listing Data

Update Frequency: Monthly



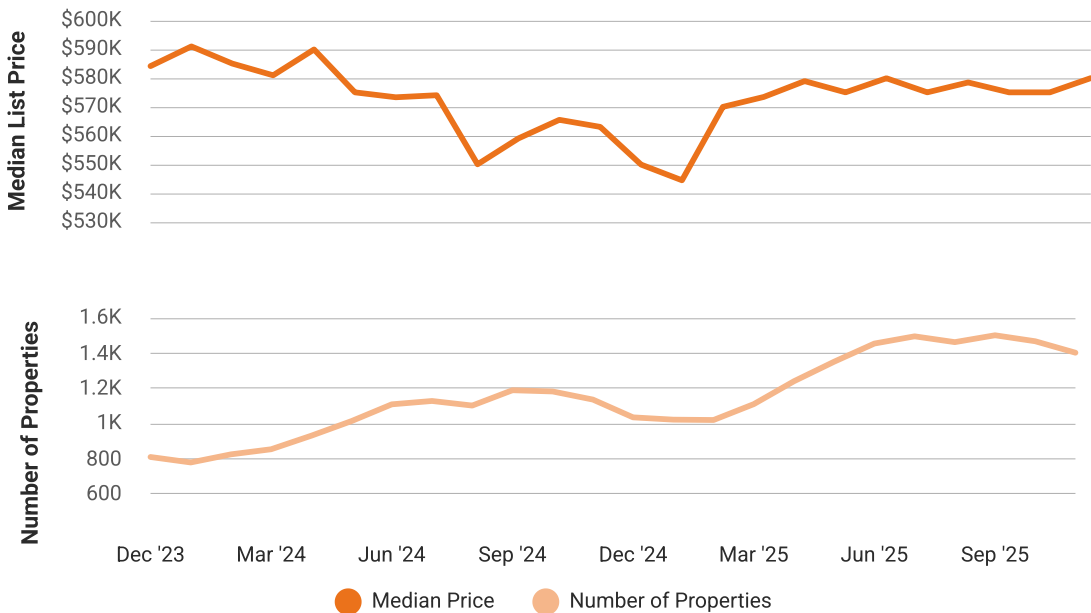
Median List Price vs Active Listings

Single Family + Condo/Townhouse/Apt.

This chart compares the trend of median list price and number of active properties for the given location.

Source: Listing Data

Update Frequency: Monthly



Cherokee County, Georgia

Market Snapshot

Value and Price Changes

	Current	Last Month	Last 3 Months	Last 12 Months	Last 24 Months	Last 36 Months
Median Est. Property Value Last Updated: 11/30/2025	\$483,010	\$481,580 +0.3%	\$481,950 +0.22%	\$472,730 +2.17%	\$460,460 +4.9%	\$440,140 +9.74%
Median Sold Price Last Updated: 11/30/2025	\$461,453	\$499,500 -7.62%	\$515,000 -10.4%	\$499,950 -7.7%	\$487,095 -5.26%	\$433,350 +6.49%
Median List Price Last Updated: 11/30/2025	\$579,949	\$575,000 +0.86%	\$578,440 +0.26%	\$563,000 +3.01%	\$564,400 +2.75%	\$494,450 +17.29%

About this Data: Because some brokerages may choose not to include their MLS listing content within the RPR platform, the analysis contained in this report may not have been created using all the available listing data within this geographical market.

Median estimated property values are generated by a valuation model and are not formal appraisals. Valuations are based on public records and MLS data where licensed. The Metrics displayed here reflect **All Residential Single Family, Condo, Townhouse and Apartment properties** data.

Market Activity

Market Activity Filters

Sort Order: Price

Maximum Properties Per Change Type: 10

Change Types: New Listings, Distressed, Pending

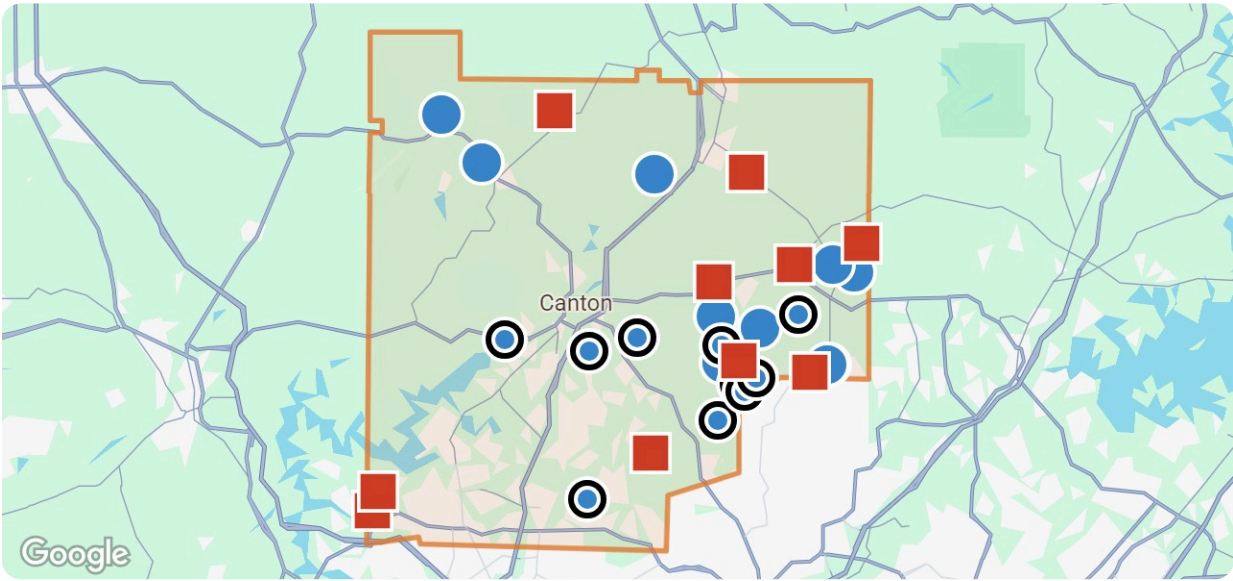
Property Types: Single Family

Property Features: Sale Price: Any, Lease Price: Any, Beds: Any, Baths: Any, Living Area: Any, Lot Size: Any, Year Built: Any

Cherokee County, Georgia

Summary

For Sale Activity in the Last 3 Months



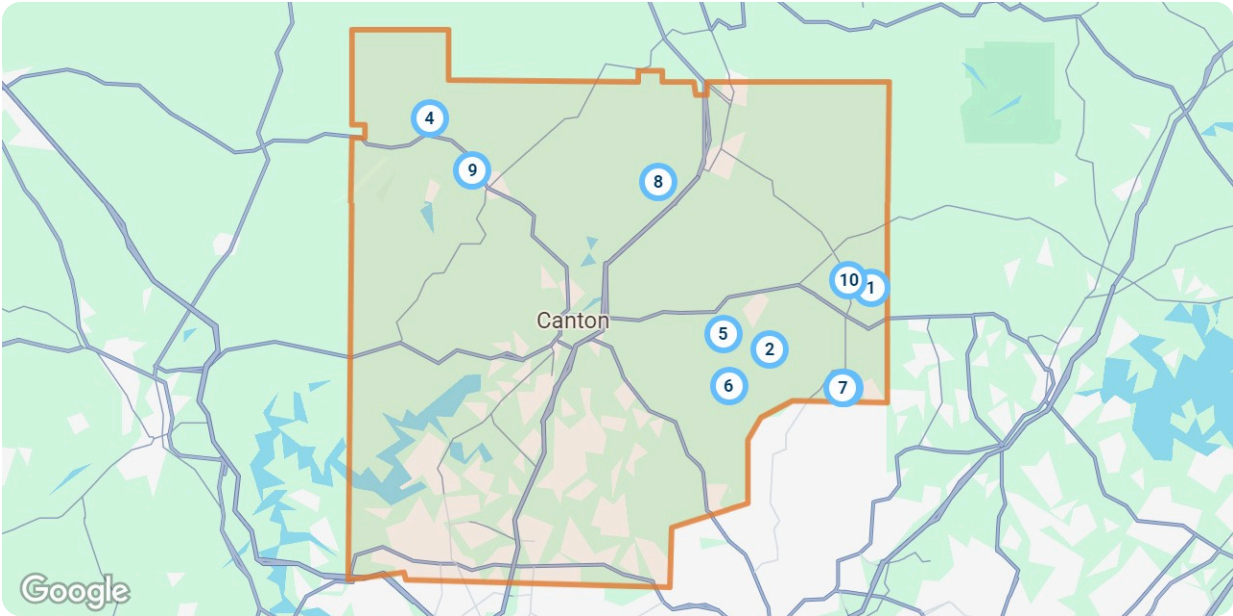
	New	Pending	Distressed
Number of Properties	10	10	10
Lowest Listing Price / Est.Value	\$2,800,000	\$1,750,000	\$820,350
Median Listing Price / Est.Value	\$3,812,500	\$2,175,000	\$980,500
Highest Listing Price / Est.Value	\$4,950,000	\$4,995,000	\$2,499,800
Average Price / sqft	\$526	\$455	\$306
Median Price / sqft	\$480	\$431	\$239
Average Days in RPR	43	68	–
Median Days in RPR	43	27	–
Total Volume	\$38,259,998	\$24,719,000	\$11,563,570
Source	Listings	Listings	Public Records & Listings

Cherokee County, Georgia

Market Activity Breakdown

New

Source: Listings



Legend

● Active For Sale

New: 10 properties		Property Type	Beds / Baths	Living Area (sq ft)	Lot Size	Year Built	List Date / Days in RPR	List Price / \$ Per Sq Ft
1	 <div>1002 Overlook Ter Ball Ground, GA 30107 MLS ID: 7678266 ● Active / For Sale <i>Listing Courtesy of Atlanta Fine Homes Sotheby's International</i></div>	Single Family	8/11	11,887	2.5 acres	2022	11/17/2025 22 days	\$4,950,000 \$416/sq ft
2	 <div>336 Tanglewood Dr Canton, GA 30115 MLS ID: 7687013 ● Active / For Sale <i>Listing Courtesy of Keller Williams Realty Partners</i></div>	Single Family	4/4	3,909	28.13 acres	1987	12/1/2025 8 days	\$4,500,000 \$1,151/sq ft
3	 <div>245 Traditions Dr Alpharetta, GA 30004 MLS ID: 7652443 ● Active / For Sale <i>Listing Courtesy of Atlanta Communities</i></div>	Single Family	7/11	14,627	0.94 acres	2024	9/24/2025 76 days	\$4,499,999 \$308/sq ft
4	 <div>1141 Addington Ln Waleska, GA 30183 MLS ID: 7681470 ● Active / For Sale <i>Listing Courtesy of ERA Sunrise Realty</i></div>	Single Family	9/6	6,800	14.47 acres	2006	11/14/2025 25 days	\$3,985,000 \$586/sq ft
5	 <div>494 Johnson Brady Rd Canton, GA 30115 MLS ID: 7683710 ● Active / For Sale <i>Listing Courtesy of Atlanta Communities</i></div>	Single Family	7/7	7,817	3.27 acres	1978	11/23/2025 16 days	\$3,875,000 \$496/sq ft

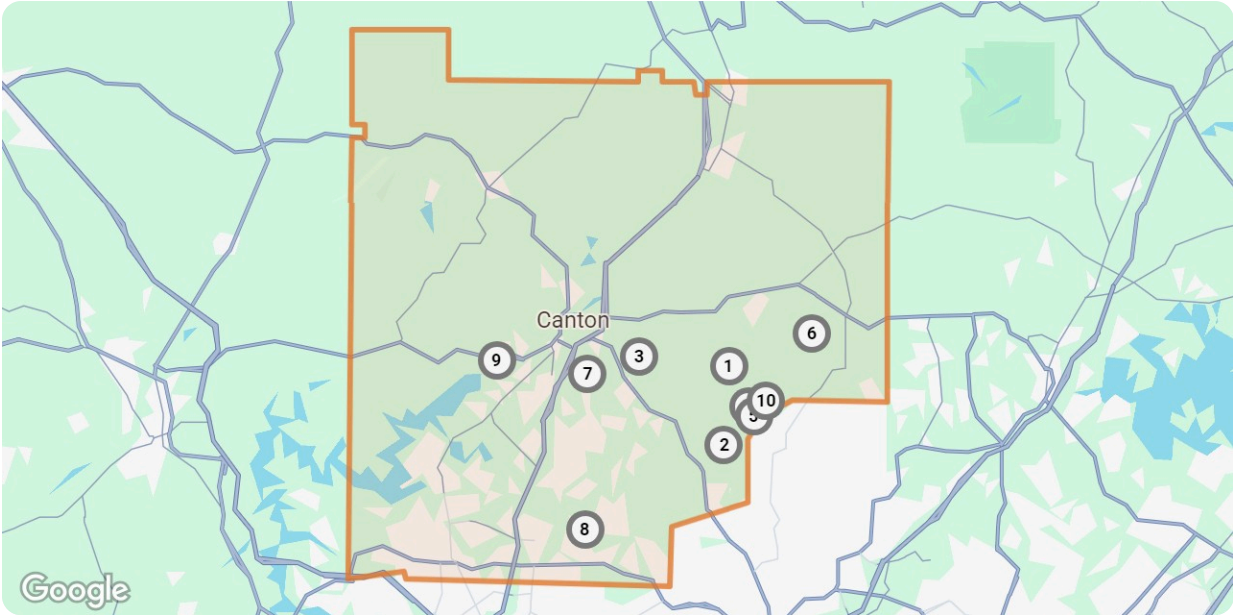
Cherokee County, Georgia



New: 10 properties		Property Type	Beds / Baths	Living Area (sq ft)	Lot Size	Year Built	List Date / Days in RPR	List Price / \$ Per Sq Ft
6		1005 Haddie Way Alpharetta, GA 30004 MLS ID: 7673444 ● Active / For Sale <i>Listing Courtesy of Engel & Volkers Atlanta</i>	Single Family	7/9	7,848	1.91 acres	2025 11/30/2025 9 days	\$3,750,000 \$478/sq ft
7		241 Traditions Dr Alpharetta, GA 30004 MLS ID: 7653733 ● Active / For Sale <i>Listing Courtesy of Atlanta Communities</i>	Single Family	7/10	10,963	1.07 acres	2025 9/23/2025 77 days	\$3,699,999 \$337/sq ft
8		2229 Long Rd Ball Ground, GA 30107 MLS ID: 7652005 ● Active / For Sale <i>Listing Courtesy of RE/MAX Town And Country</i>	Single Family	5/6	6,528	18.93 acres	2007 10/10/2025 60 days	\$3,100,000 \$475/sq ft
9		7945 Reinhardt College Pkwy Waleska, GA 30183 MLS ID: 7659822 ● Active / For Sale <i>Listing Courtesy of Keller Williams Realty Partners</i>	Single Family	5/4	5,810	51 acres	2007 10/4/2025 66 days	\$3,100,000 \$534/sq ft
10		210 Hawks Lake Dr Ball Ground, GA 30107 MLS ID: 7658858 ● Active / For Sale <i>Listing Courtesy of Atlanta Fine Homes Sotheby's International</i>	Single Family	4/7	5,802	1.72 acres	2022 10/3/2025 67 days	\$2,800,000 \$483/sq ft

Pending

Source: Listings























Legend

● Pending



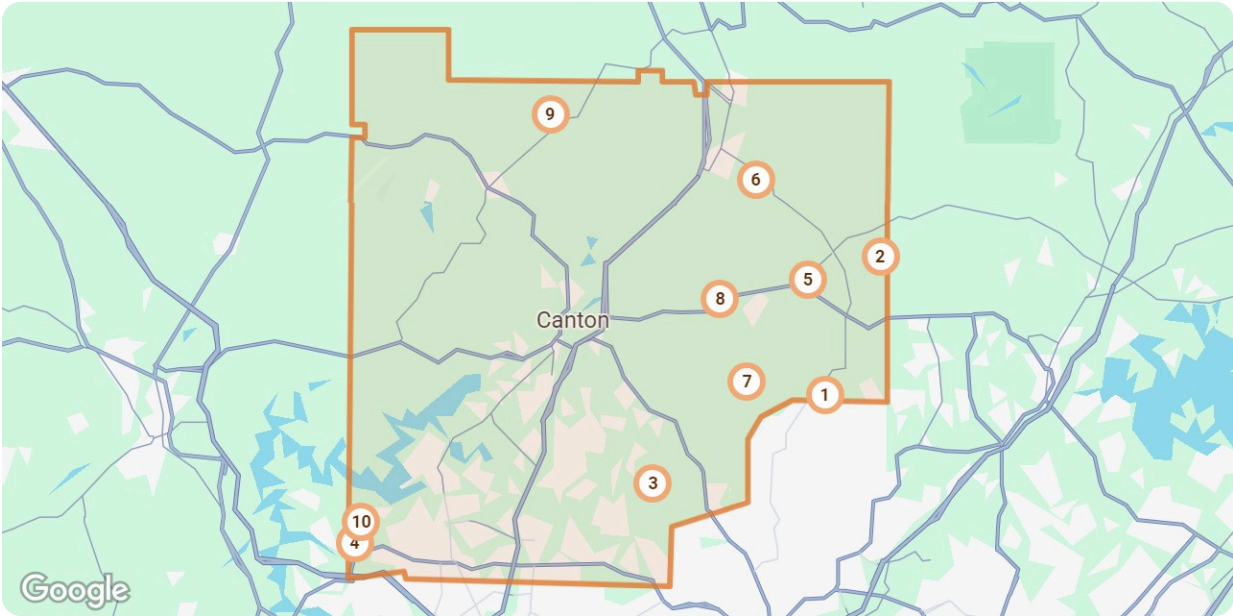
Cherokee County, Georgia

Pending: 10 properties		Property Type	Beds / Baths	Living Area (sq ft)	Lot Size / Year Built	List Date	List Price / \$ Per Sq Ft	Pending Date / Days in RPR
1		354 Woodmont Ct Canton, GA 30115 MLS ID: 7610445  Pending / For Sale <i>Listing Courtesy of Atlanta Fine Homes Sotheby's International</i>	Single Family	5/7	9,901	12.5 acres 2017	7/2/2025	\$4,995,000 \$504/sq ft 11/15/2025 136 days
2		113 Laurel Brook Ln Canton, GA 30115 MLS ID: 7600120  Pending / For Sale <i>Listing Courtesy of Hester Group REALTORS</i>	Single Family	5/6	5,763	2.1 acres 2025	6/18/2025	\$2,925,000 \$508/sq ft 11/21/2025 156 days
3		1017 Avery Rd Canton, GA 30115 MLS ID: 7674470  Pending / For Sale <i>Listing Courtesy of Atlanta Fine Homes Sotheby's International</i>	Single Family	4/5	9,422	7.35 acres 2024	10/31/2025	\$2,499,000 \$265/sq ft 11/16/2025 16 days
4		615 Claxton Ln Milton, GA 30004 MLS ID: 7593695  Pending / For Sale <i>Listing Courtesy of Keller Williams North Atlanta</i>	Single Family	5/6	5,625	1.2 acres 2025	6/6/2025	\$2,450,000 \$436/sq ft 11/21/2025 168 days
5		112 Serenity Lake Dr Alpharetta, GA 30004 MLS ID: 7649305  Pending / For Sale <i>Listing Courtesy of HOME Luxury Real Estate</i>	Single Family	4/6	5,288	2.05 acres 2018	11/3/2025	\$2,250,000 \$425/sq ft 11/22/2025 19 days
6		114 Trinity Hollow Dr Canton, GA 30115 MLS ID: 7669984  Pending / For Sale <i>Listing Courtesy of Keller Williams North Atlanta</i>	Single Family	5/7	7,618	3.05 acres 2007	10/27/2025	\$2,100,000 \$276/sq ft 11/23/2025 27 days
7		1282 Chattin Dr Canton, GA 30115 MLS ID: 7653835  Pending / For Sale <i>Listing Courtesy of Atlanta Fine Homes Sotheby's International</i>	Single Family	3/3	2,166	39.19 acres 1983	9/22/2025	\$2,000,000 \$923/sq ft 10/11/2025 19 days
8		Cir 30188 MLS ID: 7659949  Pending / For Sale <i>Listing Courtesy of Keller Williams Realty Atl Perimeter</i>	Single Family	4/6	4,463	2.08 acres 2025	10/3/2025	\$1,950,000 \$437/sq ft 10/5/2025 2 days
9		237 Lusk Ct Canton, GA 30114 MLS ID: 7620831  Pending / For Sale <i>Listing Courtesy of Atlanta Fine Homes Sotheby's International</i>	Single Family	4/5	4,509	4,007 sqft 2025	7/29/2025	\$1,800,000 \$399/sq ft 11/15/2025 109 days
10		165 Crowe Rd Alpharetta, GA 30004 MLS ID: 7638991  Pending / For Sale <i>Listing Courtesy of Berkshire Hathaway HomeServices Georgia Properties</i>	Single Family	4/5	4,706	12.29 acres 1984	8/26/2025	\$1,750,000 \$372/sq ft 9/22/2025 27 days

Cherokee County, Georgia








Distressed

Source: Public Records and Listings




Legend

● Closed

Distressed: 10 properties		Property Type	Beds / Baths	Living Area (sq ft)	Lot Size / Year Built	List Date / Days in RPR	List Price / \$ Per Sq Ft	Distressed Date / Type
1	 <div>308 Traditions Ct Alpharetta, GA 30004 Off Market / Public Record</div>	Single Family	7/7	10,713	1.59 acres 2021	– – days	– \$233/sq ft	11/6/2025 Notice of Foreclosure Sale
2	 <div>812 Lower Creighton Rd Cumming, GA 30028 Off Market / Public Record</div>	Single Family	3/2	1,880	0.92 acres 2016	– – days	– \$755/sq ft	12/1/2025 Notice of Foreclosure Sale
3	 <div>4630 Waters Rd Woodstock, GA 30188 Off Market / Public Record</div>	Single Family	2/1	2,074	34.77 acres 1950	– – days	– \$519/sq ft	9/11/2025 Notice of Foreclosure Sale
4	 <div>3500 Kellogg Creek Rd Acworth, GA 30102 Off Market / Public Record</div>	Single Family	6/7	7,326	1.15 acres 2022	– – days	– \$137/sq ft	11/6/2025 Notice of Foreclosure Sale
5	 <div>105 Ridge View Dr Ball Ground, GA 30107 Off Market / Public Record</div>	Single Family	5/4	4,446	1.34 acres 2004	– – days	– \$222/sq ft	10/30/2025 Notice of Foreclosure Sale
6	 <div>1202 Ball Ground Rd Ball Ground, GA 30107 Off Market / Public Record</div>	Single Family	4/3	3,956	10.86 acres 1997	– – days	– \$246/sq ft	11/6/2025 Notice of Foreclosure Sale
7	 <div>5045 Union Hill Rd Alpharetta, GA 30004 Off Market / Public Record</div>	Single Family	5/5	3,959	3.54 acres 1999	– – days	– \$246/sq ft	9/11/2025 Notice of Foreclosure Sale

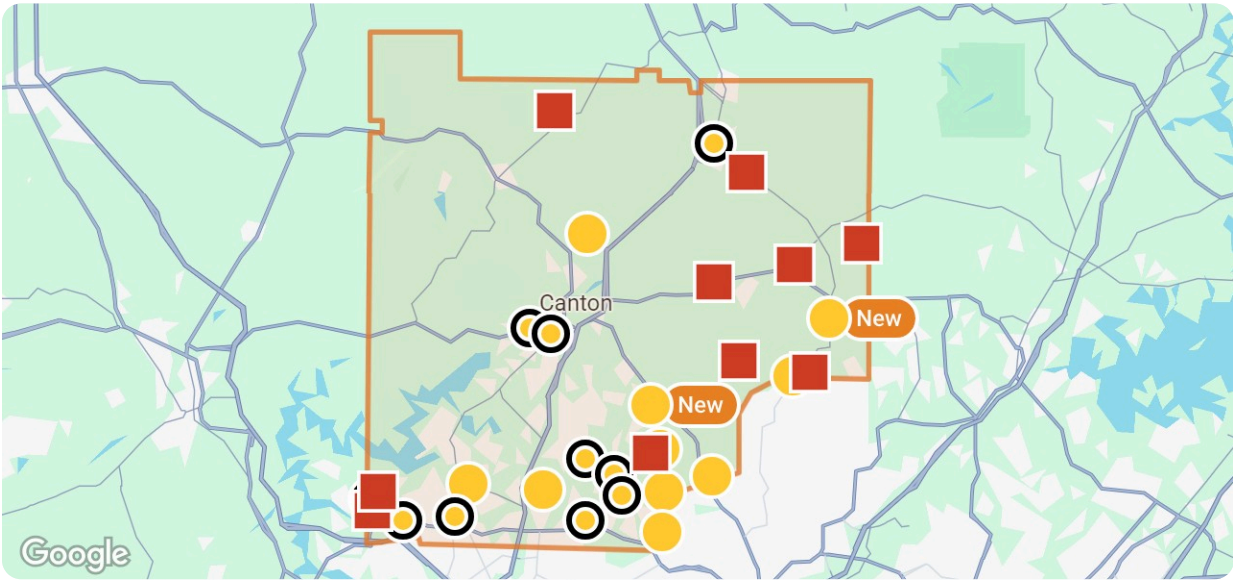
Cherokee County, Georgia

Distressed: 10 properties		Property Type	Beds / Baths	Living Area (sq ft)	Lot Size / Year Built	List Date / Days in RPR	List Price / \$ Per Sq Ft	Distressed Date / Type
8	<div><div>215 Heritage Town Pkwy Canton, GA 30115 Off Market / Public Record</div></div>	Single Family	5/5	5,725	0.91 acres 2006	– – days	– \$166/sq ft	11/3/2025 Notice of Foreclosure Sale
9	<div><div>749 Dry Pond Ln Canton, GA 30114 Off Market / Public Record</div></div>	Single Family	5/4	4,065	2 acres 1998	– – days	– \$212/sq ft	11/6/2025 Notice of Foreclosure Sale
10	<div><div>6550 Yacht Club Dr Acworth, GA 30102 Off Market / Public Record</div></div>	Single Family	3/2	2,513	7.07 acres 1997	– – days	– \$326/sq ft	11/6/2025 Notice of Rescission

Cherokee County, Georgia

Summary

For Lease Activity in the Last 3 Months



- Legend**
- For Lease
 - For Lease Pending
 - Distressed

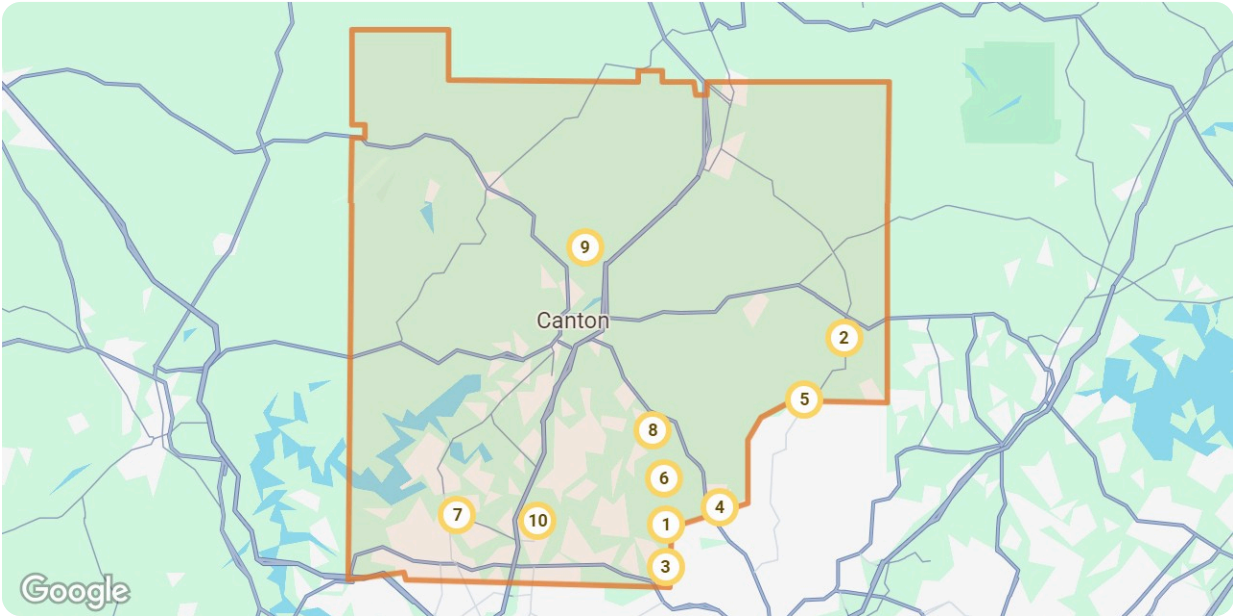
	New	Pending	Distressed
Number of Properties	10	10	10
Lowest Listing Price / Est.Value	\$3,250	\$1,650	\$820,350
Median Listing Price / Est.Value	\$3,925	\$2,360	\$980,500
Highest Listing Price / Est.Value	\$8,975	\$2,709	\$2,499,800
Average Price / sqft	\$1	\$1	\$306
Median Price / sqft	\$1	\$1	\$239
Average Days in RPR	38	68	–
Median Days in RPR	37	66	–
Total Volume	\$47,075	\$22,843	\$11,563,570
Source	Listings	Listings	Public Records & Listings

Cherokee County, Georgia

Market Activity Breakdown

New

Source: Listings



Legend

● Active For Lease

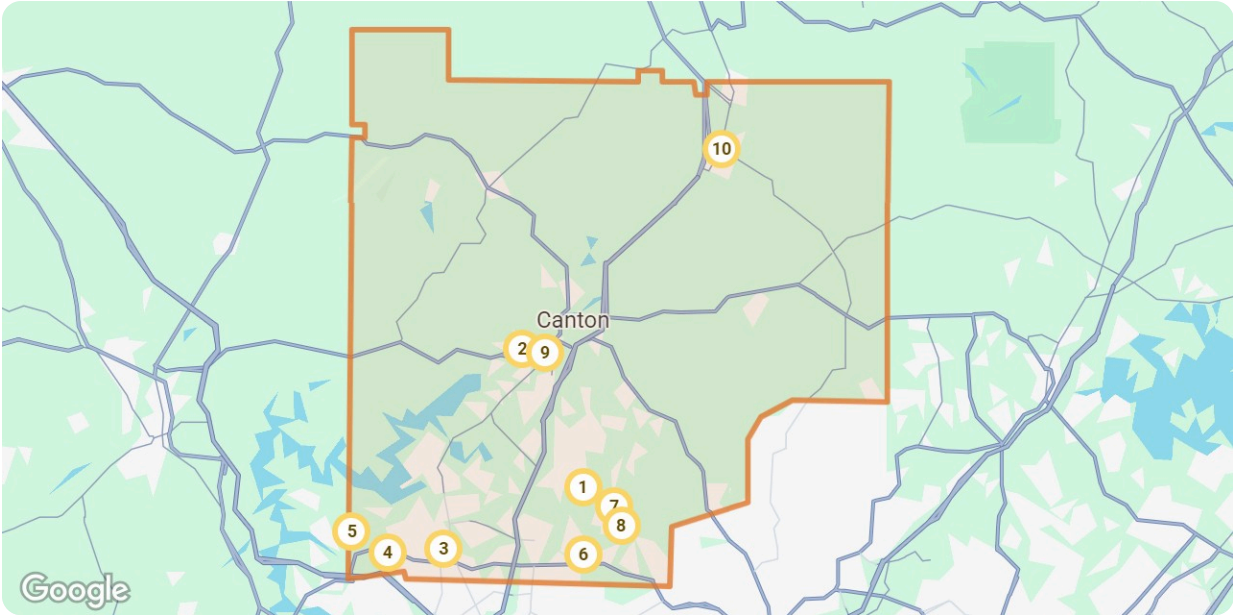
New: 10 properties		Property Type	Beds / Baths	Living Area (sq ft)	Lot Size	Year Built	List Date / Days in RPR	List Price / \$ Per Sq Ft
1	<div><div><div><div>241 Nacoochee Dr</div><div>Woodstock, GA 30188</div><div>MLS ID: 7687454</div><div>● Active / For Lease</div></div><div>Courtesy of Home Pledge Realtors, LLC</div></div></div>	Single Family	4/5	4,270	65 acres	1992	12/1/2025 8 days	\$8,975 mo. \$2/sq ft
2	<div><div><div><div>2386 Trinity Church Rd</div><div>Canton, GA 30115</div><div>MLS ID: 7688549</div><div>● Active / For Lease</div></div><div>Courtesy of HomeSmart</div></div></div>	Single Family	5/6	5,301	1.22 acres	2025	12/4/2025 5 days	\$6,300 mo. \$1/sq ft
3	<div><div><div><div>793 Cardinal Cv</div><div>Woodstock, GA 30188</div><div>MLS ID: 7671467</div><div>● Active / For Lease</div></div><div>Courtesy of Keller Williams Realty Northwest, LLC.</div></div></div>	Single Family	4/2	2,500	2 acres	1973	10/24/2025 46 days	\$5,300 mo. \$2/sq ft
4	<div><div><div><div>7043 Foundry Dr</div><div>Woodstock, GA 30188</div><div>MLS ID: 7680322</div><div>● Active / For Lease</div></div><div>Courtesy of EXP Realty, LLC.</div></div></div>	Single Family	5/4	3,600	10,454 sqft	2025	11/12/2025 27 days	\$5,000 mo. \$1/sq ft
5	<div><div><div><div>17040 Birmingham Hwy</div><div>Alpharetta, GA 30004</div><div>MLS ID: 7651213</div><div>● Active / For Lease</div></div><div>Courtesy of K23 Realty, LLC</div></div></div>	Single Family	5/5	2,870	5.84 acres	1960	9/17/2025 83 days	\$4,100 mo. \$1/sq ft

Cherokee County, Georgia

New: 10 properties		Property Type	Beds / Baths	Living Area (sq ft)	Lot Size	Year Built	List Date / Days in RPR	List Price / \$ Per Sq Ft
6		301 Fraley Dr Woodstock, GA 30188 MLS ID: 7686617 ● Active / For Lease <i>Courtesy of Virtual Properties Realty.com</i>	Single Family	4/3	2,647	–	2025	11/28/2025 11 days \$3,750 mo. \$1/sq ft
7		651 Briarleigh Way Woodstock, GA 30189 MLS ID: 7668681 ● Active / For Lease <i>Courtesy of Berkshire Hathaway HomeServices Georgia Properties</i>	Single Family	6/4	4,170	0.45 acres	1996	10/17/2025 53 days \$3,500 mo. \$1/sq ft
8		512 Edgewater Dr Canton, GA 30115 MLS ID: 7690009 ● Active / For Lease <i>Courtesy of NorthGroup Real Estate</i>	Single Family	4/4	3,225	0.25 acres	2017	12/7/2025 2 days \$3,500 mo. \$1/sq ft
9		1114 Winding Branch Dr Canton, GA 30114 MLS ID: 7664579 ● Active / For Lease <i>Courtesy of Virtual Properties Realty.com</i>	Single Family	5/4	3,589	2,613 sqft	2025	10/13/2025 57 days \$3,400 mo. \$1/sq ft
10		499 Bishop Ln Woodstock, GA 30188 MLS ID: 7650787 ● Active / For Lease <i>Courtesy of Atlanta Communities</i>	Single Family	3/3	2,741	2,613 sqft	2022	9/16/2025 84 days \$3,250 mo. \$1/sq ft

Pending











Source: Listings



Legend

● Active For Lease

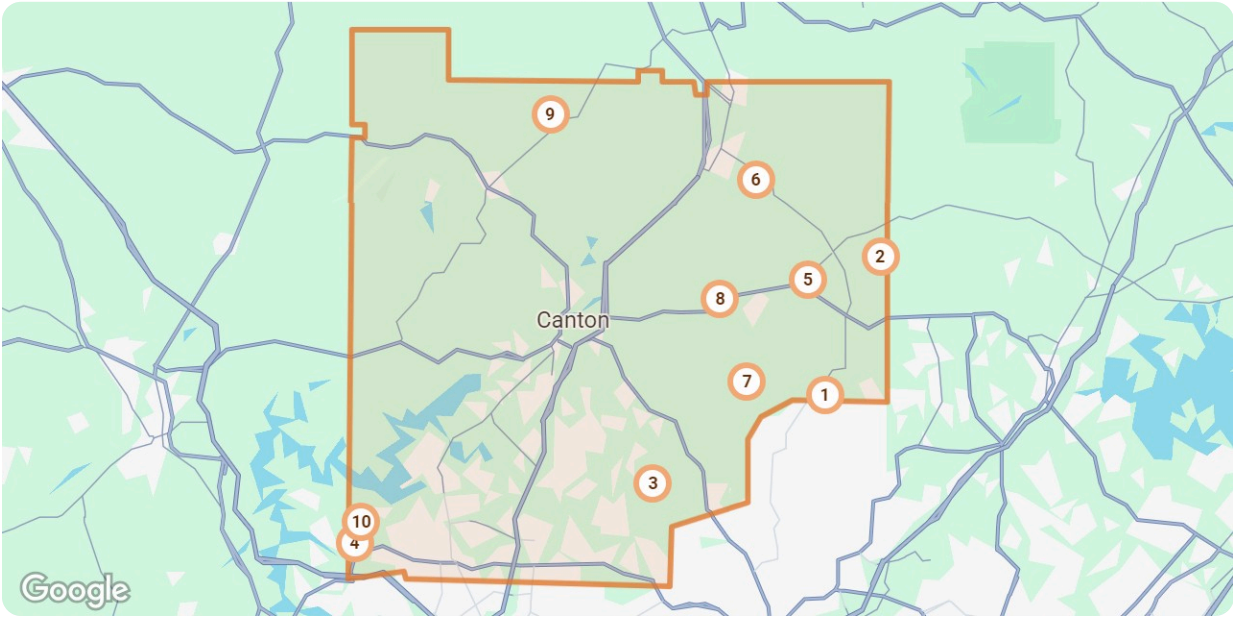
Cherokee County, Georgia

Pending: 10 properties		Property Type	Beds / Baths	Living Area (sq ft)	Lot Size / Year Built	List Date	List Price / \$ Per Sq Ft	Pending Date / Days in RPR
1	 165 E Ridge Way Woodstock, GA 30188 MLS ID: 7654022 ● Pending / For Lease <i>Courtesy of TAH Georgia, LLC</i>	Single Family	4/3	2,135	4,791 sqft 2022	9/23/2025	\$2,709 mo. \$1/sq ft	12/5/2025 73 days
2	 204 Providence Ln Canton, GA 30114 MLS ID: 7665531 ● Pending / For Lease <i>Courtesy of Mega Agent Rental Management Georgia, LLC.</i>	Single Family	4/3	2,557	7,405 sqft 2009	10/14/2025	\$2,649 mo. \$1/sq ft	11/18/2025 35 days
3	 1429 Hunter Trl Acworth, GA 30102 MLS ID: 7670331 ● Pending / For Lease <i>Courtesy of Virtual Properties Realty.com</i>	Single Family	4/4	2,519	0.25 acres 2025	10/23/2025	\$2,600 mo. \$1/sq ft	12/7/2025 45 days
4	 214 Torch Dr Acworth, GA 30102 MLS ID: 7643379 ● Pending / For Lease <i>Courtesy of Atlanta Communities</i>	Single Family	5/4	2,326	4,791 sqft 2016	9/1/2025	\$2,500 mo. \$1/sq ft	11/29/2025 89 days
5	 3560 Pine Branches Ct Acworth, GA 30102 MLS ID: 7671225 ● Pending / For Lease <i>Courtesy of Open House Atlanta Property Management</i>	Single Family	4/3	2,171	0.53 acres 1986	10/24/2025	\$2,375 mo. \$1/sq ft	11/19/2025 26 days
6	 430 Citronelle Dr Woodstock, GA 30188 MLS ID: 7649325 ● Pending / For Lease <i>Courtesy of Open House Atlanta Property Management</i>	Single Family	3/3	1,855	6,098 sqft 1999	9/14/2025	\$2,345 mo. \$1/sq ft	12/8/2025 85 days
7	 1102 Canterbury Ln Woodstock, GA 30188 MLS ID: 7678124 ● Pending / For Lease <i>Courtesy of Open House Atlanta Property Management</i>	Single Family	3/2	1,544	0.54 acres 1985	11/7/2025	\$2,200 mo. \$1/sq ft	11/26/2025 19 days
8	 4019 River Rock Way Woodstock, GA 30188 MLS ID: 7649309 ● Pending / For Lease <i>Courtesy of Open House Atlanta Property Management</i>	Single Family	3/2	1,670	0.27 acres 1990	9/13/2025	\$2,125 mo. \$1/sq ft	11/25/2025 73 days
9	 539 Broughton Dr Canton, GA 30114 MLS ID: 7652511 ● Pending / For Lease <i>Courtesy of Real Property Management Executives Greater Atlanta</i>	Single Family	3/3	1,670	4,791 sqft 2014	9/19/2025	\$1,690 mo. \$1/sq ft	11/17/2025 59 days
10	 110 Stripling St Ball Ground, GA 30107 MLS ID: 7601204 ● Pending / For Lease <i>Courtesy of PMI North Atlanta</i>	Single Family	1/2	728	2,178 sqft 2021	6/19/2025	\$1,650 mo. \$2/sq ft	12/8/2025 172 days

Cherokee County, Georgia








Distressed

Source: Public Records and Listings





Legend

● Closed

Distressed: 10 properties		Property Type	Beds / Baths	Living Area (sq ft)	Lot Size / Year Built	List Date / Days in RPR	List Price / \$ Per Sq Ft	Distressed Date / Type
1	 <div>308 Traditions Ct Alpharetta, GA 30004 Off Market / Public Record</div>	Single Family	7/7	10,713	1.59 acres 2021	– – days	– \$233/sq ft	11/6/2025 Notice of Foreclosure Sale
2	 <div>812 Lower Creighton Rd Cumming, GA 30028 Off Market / Public Record</div>	Single Family	3/2	1,880	0.92 acres 2016	– – days	– \$755/sq ft	12/1/2025 Notice of Foreclosure Sale
3	 <div>4630 Waters Rd Woodstock, GA 30188 Off Market / Public Record</div>	Single Family	2/1	2,074	34.77 acres 1950	– – days	– \$519/sq ft	9/11/2025 Notice of Foreclosure Sale
4	 <div>3500 Kellogg Creek Rd Acworth, GA 30102 Off Market / Public Record</div>	Single Family	6/7	7,326	1.15 acres 2022	– – days	– \$137/sq ft	11/6/2025 Notice of Foreclosure Sale
5	 <div>105 Ridge View Dr Ball Ground, GA 30107 Off Market / Public Record</div>	Single Family	5/4	4,446	1.34 acres 2004	– – days	– \$222/sq ft	10/30/2025 Notice of Foreclosure Sale
6	 <div>1202 Ball Ground Rd Ball Ground, GA 30107 Off Market / Public Record</div>	Single Family	4/3	3,956	10.86 acres 1997	– – days	– \$246/sq ft	11/6/2025 Notice of Foreclosure Sale
7	 <div>5045 Union Hill Rd Alpharetta, GA 30004 Off Market / Public Record</div>	Single Family	5/5	3,959	3.54 acres 1999	– – days	– \$246/sq ft	9/11/2025 Notice of Foreclosure Sale

Cherokee County, Georgia

Distressed: 10 properties		Property Type	Beds / Baths	Living Area (sq ft)	Lot Size / Year Built	List Date / Days in RPR	List Price / \$ Per Sq Ft	Distressed Date / Type
8	<div><div>215 Heritage Town Pkwy Canton, GA 30115 Off Market / Public Record</div></div>	Single Family	5/5	5,725	0.91 acres 2006	– – days	– \$166/sq ft	11/3/2025 Notice of Foreclosure Sale
9	<div><div>749 Dry Pond Ln Canton, GA 30114 Off Market / Public Record</div></div>	Single Family	5/4	4,065	2 acres 1998	– – days	– \$212/sq ft	11/6/2025 Notice of Foreclosure Sale
10	<div><div>6550 Yacht Club Dr Acworth, GA 30102 Off Market / Public Record</div></div>	Single Family	3/2	2,513	7.07 acres 1997	– – days	– \$326/sq ft	11/6/2025 Notice of Rescission

About RPR

- RPR® is the nation's largest property database, exclusively for REALTORS®. It empowers REALTORS® to help buyers and sellers make informed decisions, backed by a real estate database covering more than 160 million residential and commercial properties in the United States.
- RPR is a wholly owned subsidiary of the National Association of REALTORS® and a member benefit to REALTORS®.
- RPR's data sources range from MLSs and county-level tax and assessment offices, to the U.S. Census and FEMA, to specialty data set providers such as Esri (consumer data), Niche (school information) and Precisely (geographic boundaries).

Learn More

For more information about RPR, please visit RPR's public website: <https://blog.narrpr.com>

